


# TUBISSIA





BBB

Senza  
Bolle

Saving the planet  
depends on our choice

# WHAT'S THIS THING ?

Tubissia is the world first water tank substitute compatible for Nespresso and Dolce Gusto coffee machines.

Tubissia has a length of ca. 0,8 m.

Designed to be specifically compatible for Nespresso machines Essenza, Inissia, Citiz, Pixie, U, Cube, Lattissima, Essenza mini, Inissia mini and others, as well as for Nescafé Dolce Gusto machines MiniMe, Infinissima, Stelia, Lumia, Colors, Eclipse, Drop, Genio, Oblò, Jovia and other machines.

Tubissia is made of PLA, vinyl, silicone food compatible and a lot of fun, fantasy, love, creativity, spirit of innovation.

Invented, designed and produced in Switzerland.




# WHY DO WE NEED IT?

It could be useful for some and desired by others.

We live in the era of personalization. Tubissia is the first tuning option for your coffee machine. Herr der Kapsel creates, design, and produces coffee capsules systems since 2009.

So why don't start to pimp your coffee machine a little and make it yours, by using a more personal water tank? Tubissia is an original gadget with useful practical advantages.

For example using Tubissia with a bigger water tank or directly from the water bottle will reduce the refill process (eg. for offices or heavy coffee drinker).





# HOW IT WORKS ?

First thing: it works.  
Second thing: it's stupid easy.

1. Remove the machine tank
2. Insert the thick of end of Tubissia in the coffee machine
3. Insert the slim end of Tubissia in any water container
4. Use the Nespresso or Dolce Gusto machine as usual
5. After use remove the Tubissia thick end from the coffee machine (to avoid possible leakage).



# F.A.Q.



## **I can't insert Tubissia in my machine. It doesn't seem to fit in the machine hole.**

*Ask someone to help you, check the machine compatibility (maybe you are trying to fit it into a non compatible machine). If you still cannot solve the problem write us an e-mail with pictures of your machine and of the machine hole you want to insert Tubissia in.*

## **Tubissia seems to be leaking and/or a small pond of water is slowly building around the Tubissia thick end inserted in the machine.**

*This is a known issue on some machines, sometimes a slow leaking is possible due to leaking joint on the machine or poor fitting/wear in Tubissia. That's why you should remove Tubissia of the machine after each usage. If the leakage is occurring during coffee brewing or it is severe, please send us a close up video of your machine leaking and if we identify the problem we can send you a new Tubissia part fitted to your machine.*

## **My Tubissia is deformed/doesn't fit anymore in the machine, seems to be melted down.**

*Tubissia works properly only in cold water. Never use warm water to rinse it or never put it in the dishwasher. It will be damaged.*

## **Is there a warranty?**

*Lifetime gurantee. We can substitute any part of Tubissia if defect. We are not responsible for leakages due to defect coffee machine. Just write an mail with close up pictures of the defective part with a problem description and send CHF 4.- (Switzerland) or € 6.- (Europe) or €/USD 8.- (Worldwide) for postage expenses. You will receive the new part sent at home a.s.a.p..*

## **How sustainable is Tubissia?**

*Tubissia ends are made of biopolymers (PLA). Tubissia will last as long as your machine and beyond.*

# CARE

## Warnings

Only rinse with cold water. Do not use abrasive detergents or abrasive sponges or other tools to clean.

If you do not use Tubissia please take it out of the machine and of the water container and let it dry. Under certain conditions and climates still water can develop odours and bacteria. If you find Tubissia immersed in water for long time, rinse Tubissia and the container with fresh water.

Tubissia is only to use with clean fresh drinking water (as your coffee machine is!).

Always wash your hands with soap prior to use of Tubissia or any other device for food and drinking preparation.

If used correctly you can use Tubissia as long as your machine will work and beyond.

Do not clean Tubissia with hot or boiling water or water above 40° Celsius.

Do not put Tubissia in the dishwasher: it will be compromised.

Do not scratch or clean Tubissia with an hard abrasive material or knife or tool. Scratches on the surface can cause leakages.

Tubissia thick and thin end are made of PLA material, a plant based polymer.

The Tubissia tube part is made of food compatible PUR, PVC or silicon depending on the colour/version.

Tubissia is made of polymer. If in your location is possible to recycle polymers (plastics) you can recycle it. If not, it is safe disposed with the trash destined to be burned in a controlled waste disposal thermalplant.

This is not a toy. It contains small parts. Do not give to childrens under 36 month of age. Colors and materials may vary.







evian

EAU MINÉRALE NATURELLE  
NATÜRLICHES MINERALWASSER

# COPYRIGHTS & TRADEMARKS

Tubissia is a brand owned by Annelies Brown AG. First published on Ricardo on 07.07.2019. All IP rights reserved.

Tubissia ist a word creation of the author and the trademark belongs to Annelies Brown AG.

TUBE (en.) = Hose + BISSIA (it.) = Snake in northern Italian dialect. All IP/Copyrights are reserved.

Nespresso and Dolce Gusto are trademarks owned by Nespresso or Nestlé or Nescafé. We do not have any relations with those companys.




# CONTACTS & ABOUT US

Annelies Brown AG is a company based in Switzerland specialized in industrial engineering, with a focus on food market. Herr der Kapseln and Tubissia brands belongs to Annelies Brown AG.

We believe in technology, innovation, entrepreneurship and the freedom of commerce.

If you are interested in reselling Tubissia please contact us from our website.



**Contacts:**

Annelies Brown AG  
Via Vallemaggia 81  
CH-6600 Locarno

[info@herrderkapseln.com](mailto:info@herrderkapseln.com)  
[www.tubissia.com](http://www.tubissia.com)

12.08.2019